

4 市政関心度

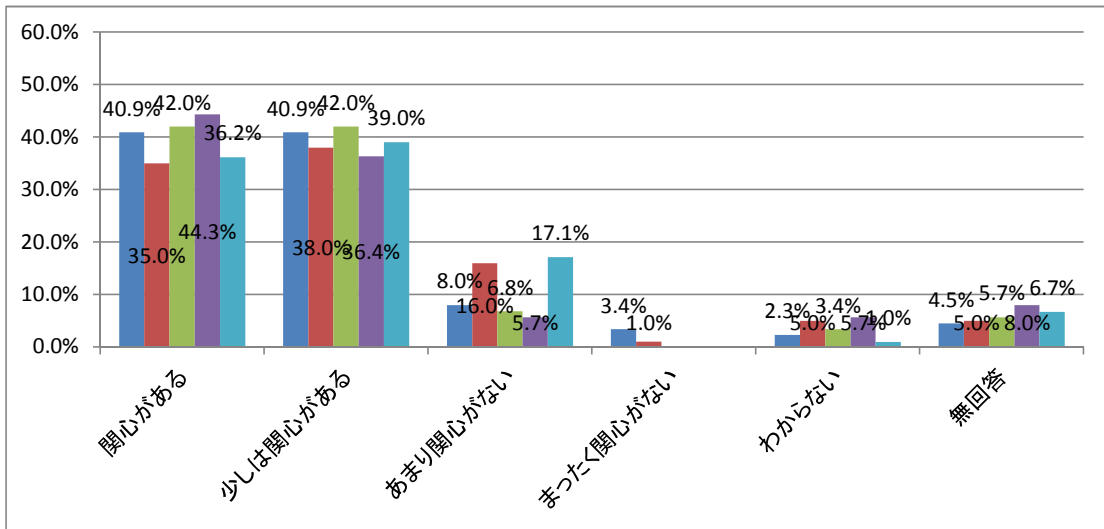
(1) 5年間の集計

	関心がある					少しは関心がある					あまり関心がない				
	H23	H24	H25	H26	H27	H23	H24	H25	H26	H27	H23	H24	H25	H26	H27
市全体	35.8%	33.0%	34.5%	34.8%	35.2%	47.1%	46.4%	43.7%	44.5%	45.3%	8.5%	10.4%	8.6%	9.0%	9.0%
北区	40.9%	35.0%	42.0%	44.3%	36.2%	40.9%	38.0%	42.0%	36.4%	39.0%	8.0%	16.0%	6.8%	5.7%	17.1%
上京区	32.7%	37.1%	28.1%	32.8%	41.2%	58.2%	44.3%	51.6%	46.9%	38.2%	3.6%	8.6%	3.1%	10.9%	5.9%
左京区	33.6%	31.0%	34.3%	37.9%	34.7%	49.6%	51.2%	44.1%	43.1%	45.8%	8.8%	8.5%	12.6%	9.5%	6.8%
中京区	37.1%	39.0%	41.3%	33.3%	45.6%	44.9%	48.8%	42.4%	42.3%	36.7%	9.0%	7.3%	7.6%	10.3%	8.9%
東山区	31.3%	23.5%	34.4%	37.5%	27.0%	59.4%	52.9%	31.3%	37.5%	48.6%	3.1%	14.7%	12.5%	12.5%	5.4%
山科区	35.0%	28.2%	27.5%	36.8%	32.1%	45.6%	45.6%	49.5%	46.0%	47.6%	8.7%	11.7%	11.0%	6.9%	7.1%
下京区	38.2%	31.1%	34.5%	34.5%	38.9%	42.6%	48.9%	44.8%	50.0%	50.0%	8.8%	8.9%	10.3%	6.9%	4.2%
南区	38.2%	26.3%	33.8%	27.2%	29.9%	40.8%	47.4%	43.2%	49.4%	47.8%	13.2%	14.5%	10.8%	11.1%	10.4%
右京区	31.4%	37.7%	40.7%	35.0%	37.5%	50.0%	45.3%	40.7%	43.9%	47.9%	10.3%	8.8%	5.5%	10.8%	6.3%
西京区	35.3%	37.0%	27.2%	36.5%	36.0%	41.4%	49.3%	52.6%	43.8%	48.0%	9.5%	6.8%	7.9%	8.0%	7.2%
伏見区	38.3%	30.3%	35.2%	31.6%	30.6%	49.5%	44.8%	41.2%	48.5%	46.6%	6.8%	11.8%	8.5%	9.2%	13.1%

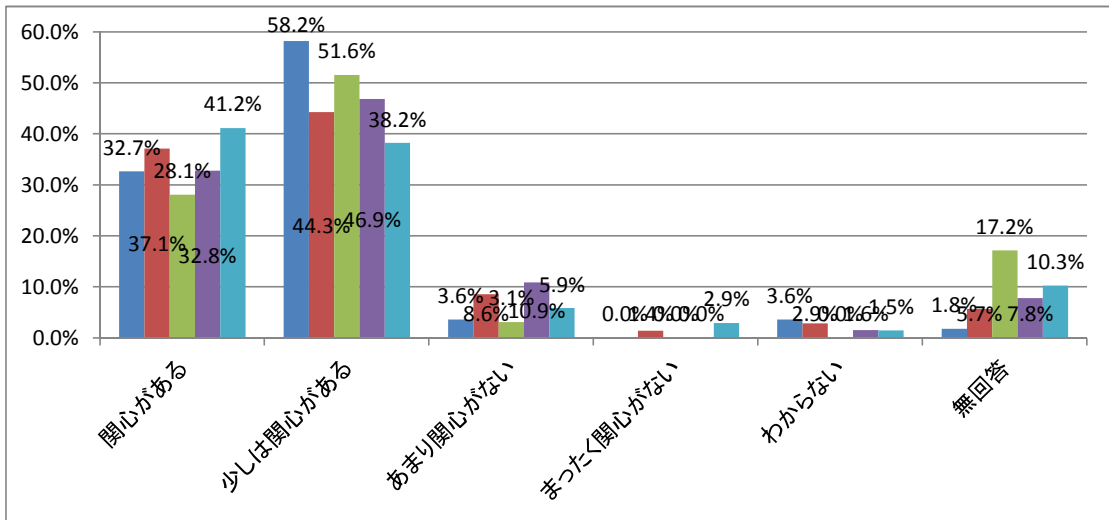
	まったく関心がない					わからない					無回答				
	H23	H24	H25	H26	H27	H23	H24	H25	H26	H27	H23	H24	H25	H26	H27
市全体	1.3%	0.9%	1.1%	0.9%	0.9%	2.7%	3.9%	3.2%	3.3%	2.6%	4.6%	5.4%	8.9%	7.3%	7.0%
北区	3.4%	1.0%	0.0%	0.0%	0.0%	2.3%	5.0%	3.4%	5.7%	1.0%	4.5%	5.0%	5.7%	8.0%	6.7%
上京区	0.0%	1.4%	0.0%	0.0%	2.9%	3.6%	2.9%	0.0%	1.6%	1.5%	1.8%	5.7%	17.2%	7.8%	10.3%
左京区	0.8%	0.8%	0.7%	1.7%	0.8%	1.6%	3.1%	1.4%	1.7%	4.2%	5.6%	5.4%	7.0%	6.0%	7.6%
中京区	1.1%	0.0%	2.2%	2.6%	1.3%	1.1%	2.4%	4.3%	1.3%	2.5%	6.7%	2.4%	2.2%	10.3%	5.1%
東山区	3.1%	5.9%	3.1%	0.0%	5.4%	0.0%	2.9%	3.1%	3.1%	2.7%	6.3%	0.0%	15.6%	9.4%	10.8%
山科区	1.9%	1.0%	0.9%	1.1%	0.0%	4.9%	3.9%	6.4%	3.4%	3.6%	3.9%	9.7%	4.6%	5.7%	9.5%
下京区	1.5%	0.0%	1.7%	0.0%	0.0%	2.9%	8.9%	0.0%	0.0%	1.4%	5.9%	2.2%	8.6%	8.6%	5.6%
南区	0.0%	1.3%	1.4%	1.2%	1.5%	2.6%	3.9%	4.1%	3.7%	3.0%	5.3%	6.6%	6.8%	7.4%	7.5%
右京区	1.9%	0.0%	1.4%	1.3%	0.0%	3.2%	5.0%	2.8%	4.5%	2.8%	3.2%	3.1%	9.0%	4.5%	5.6%
西京区	1.7%	0.7%	0.0%	1.5%	0.8%	5.2%	0.7%	0.9%	3.6%	2.4%	6.9%	5.5%	11.4%	6.6%	5.6%
伏見区	0.5%	0.9%	2.0%	0.0%	0.0%	1.4%	5.0%	5.5%	4.1%	2.9%	3.6%	7.2%	7.5%	6.6%	6.8%

(2) 肯定的回答の変化(H23～H27の比較)

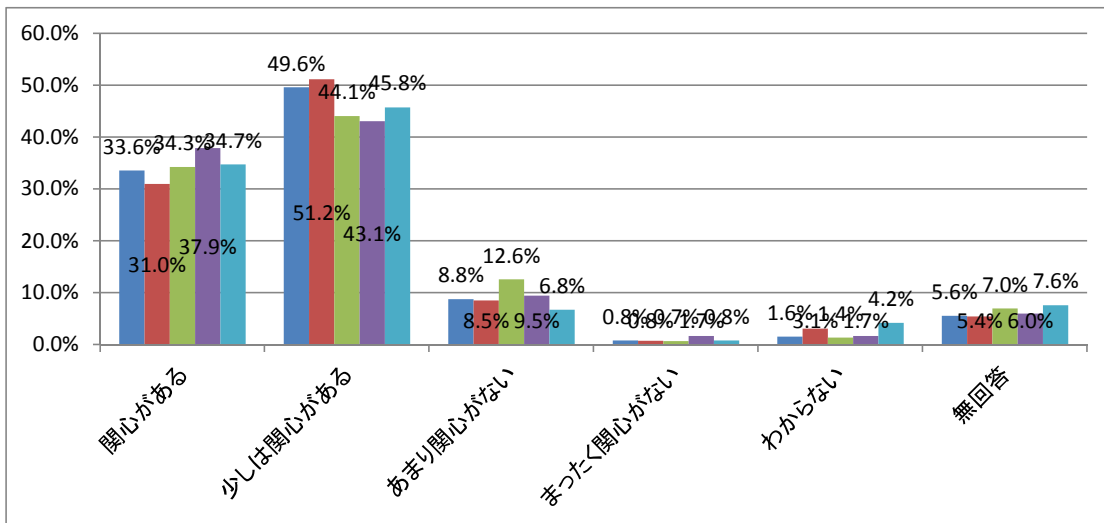
・北区

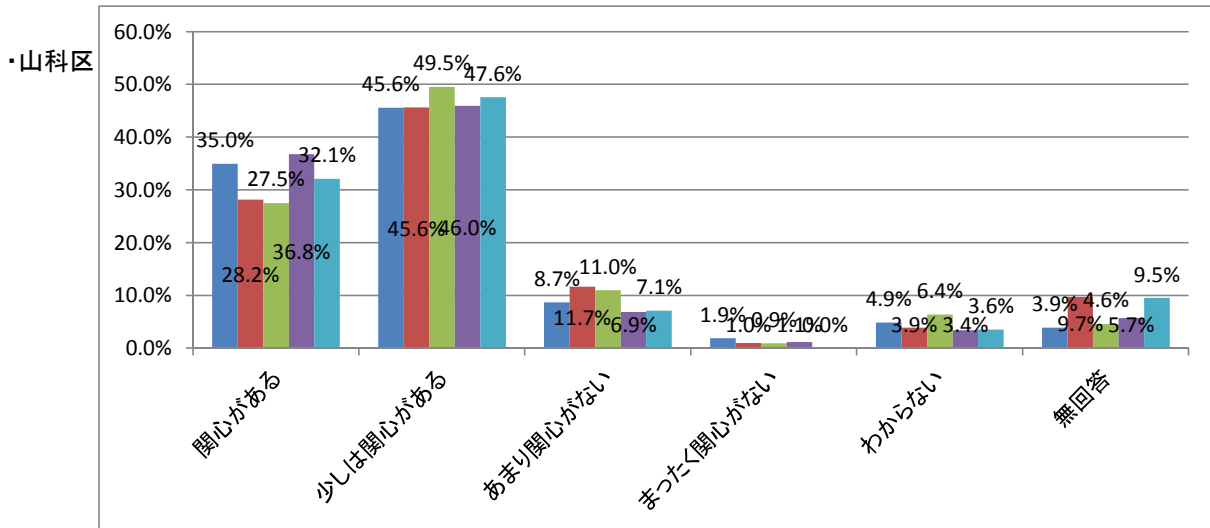
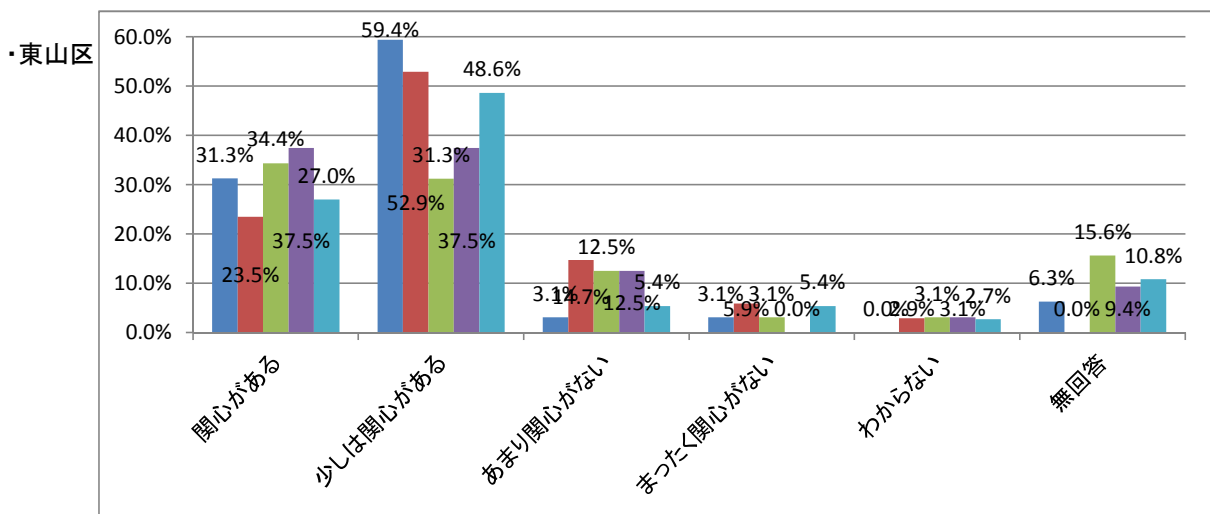
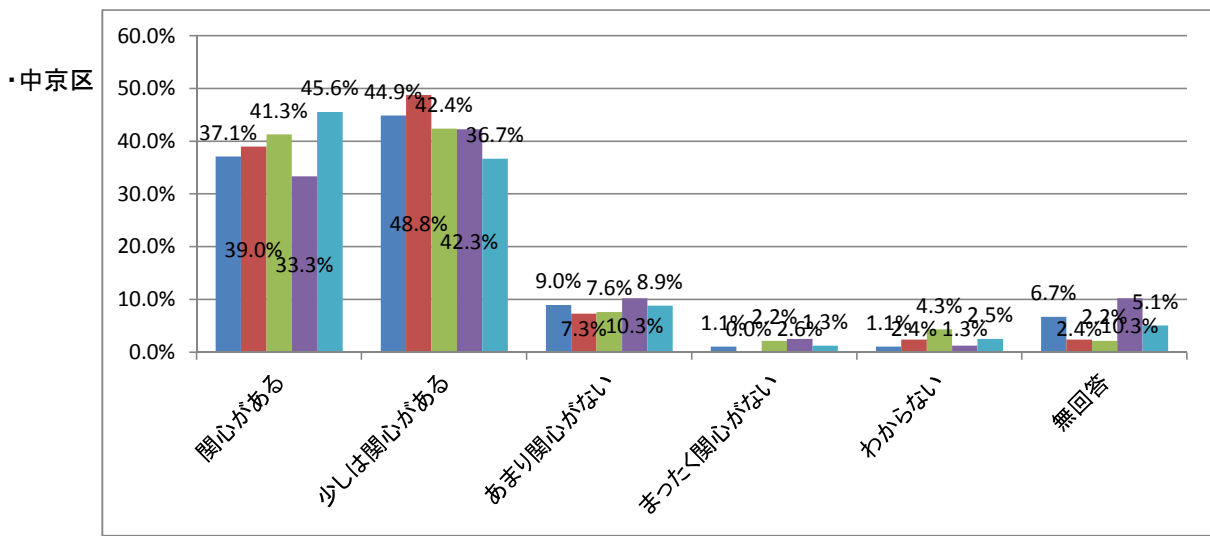


・上京区

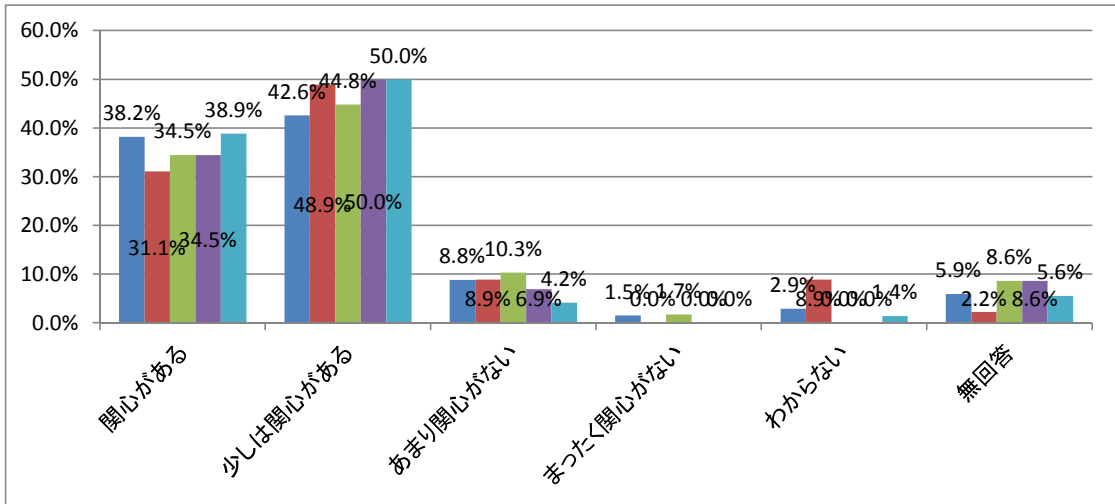


・左京区

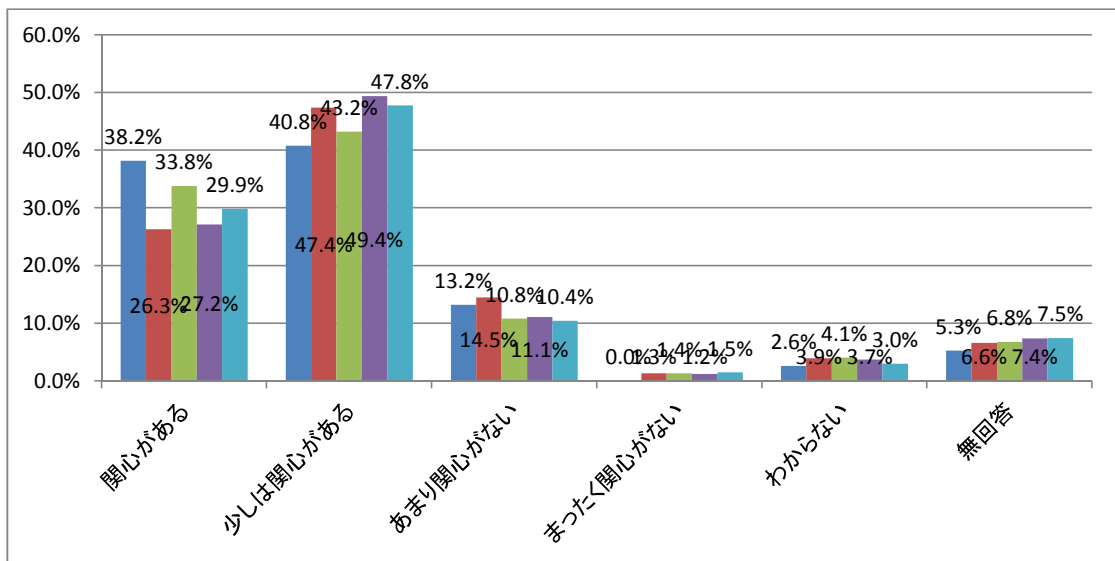




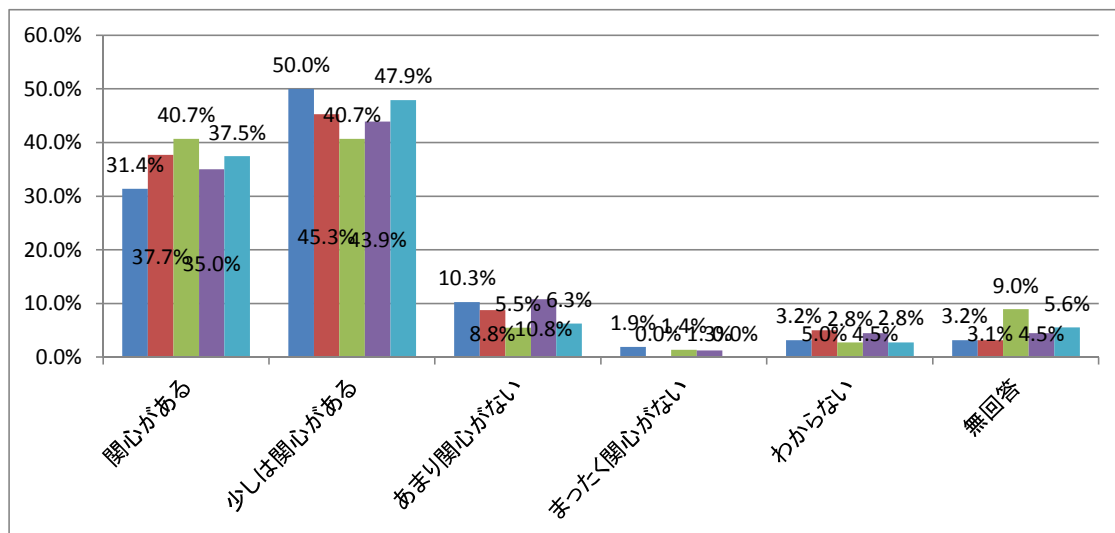
・下京区



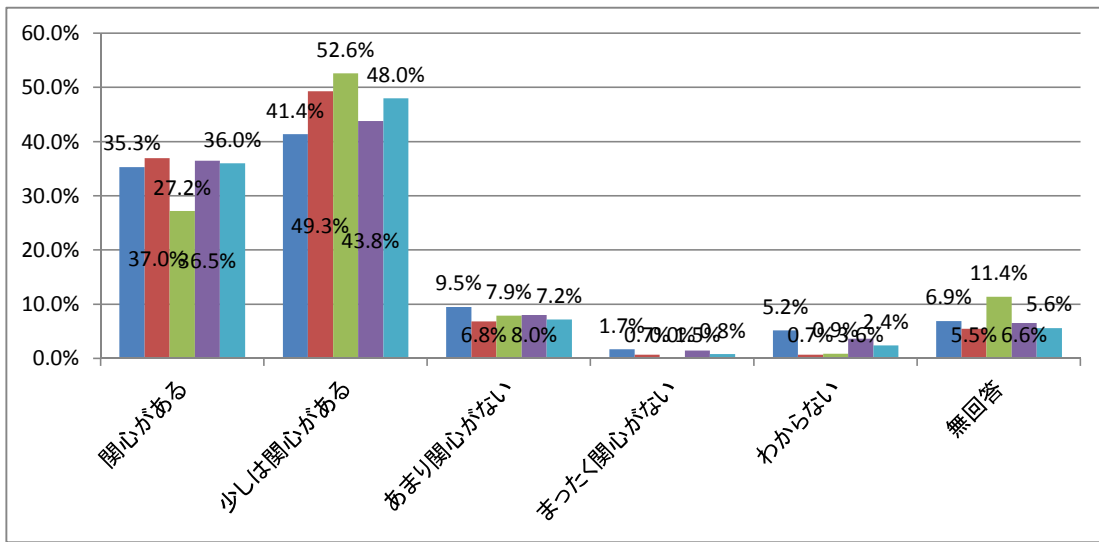
・南区



・右京区



・西京区



・伏見区

